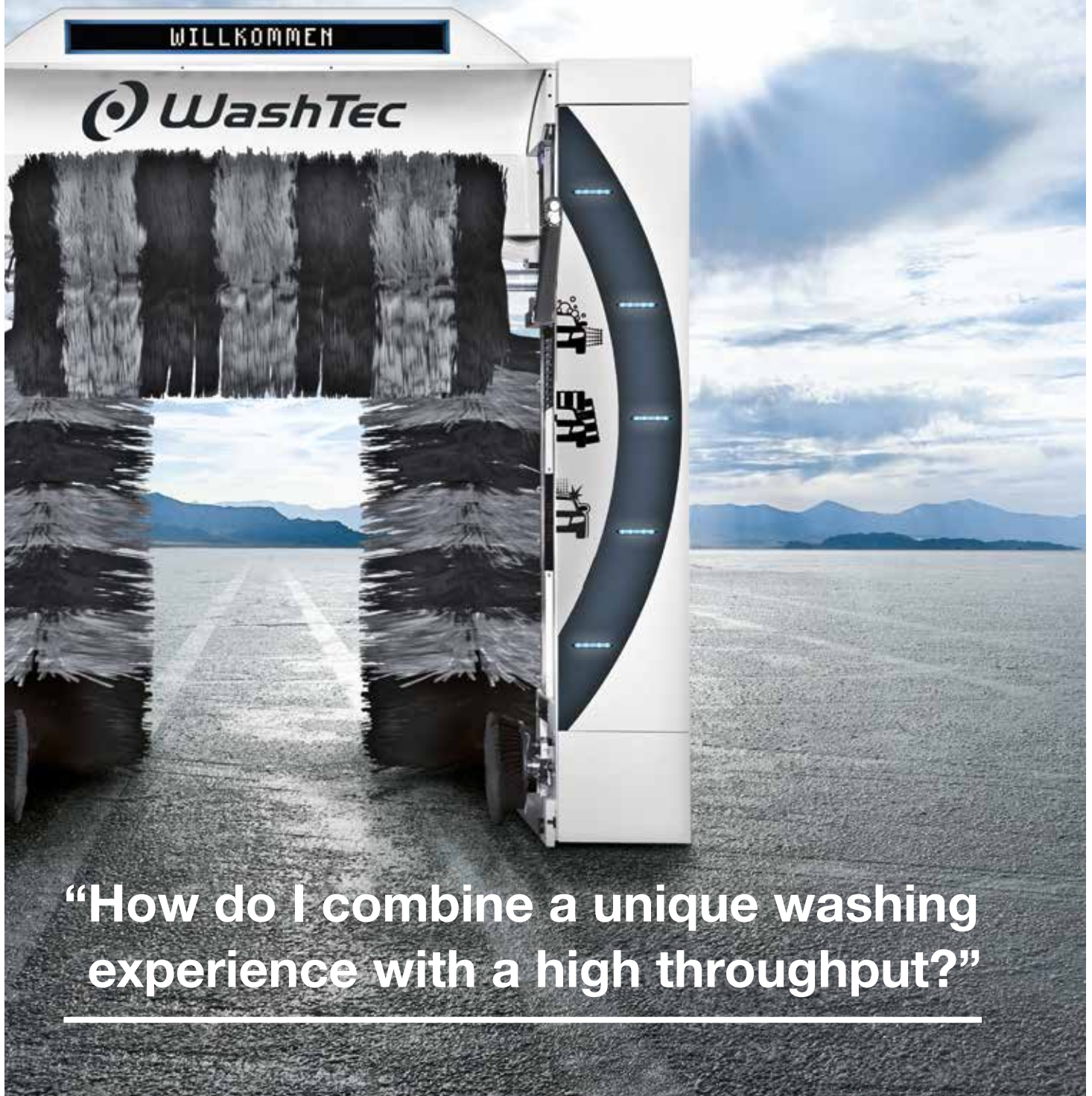


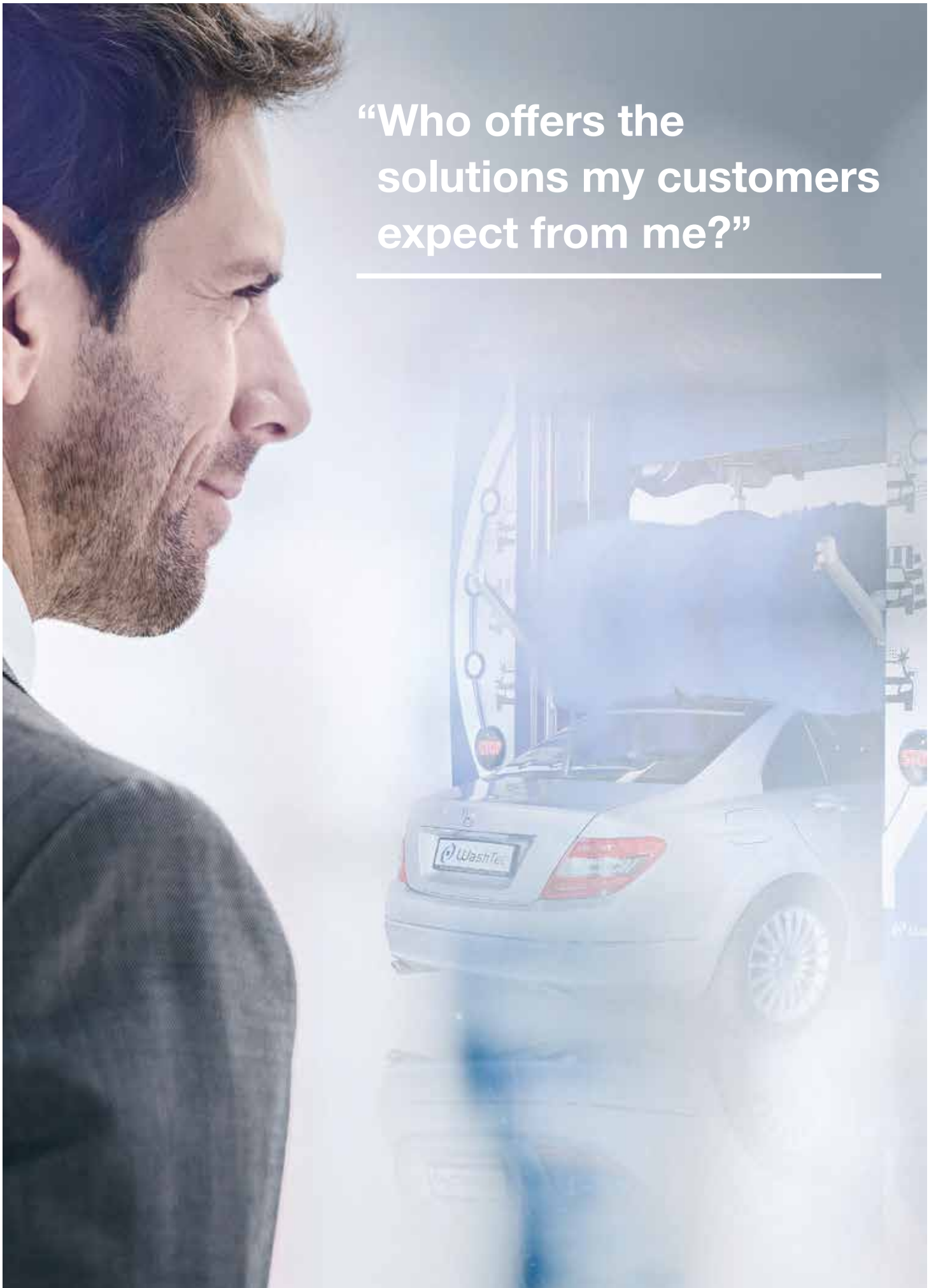
SoftCare Pro Classic gantry car washes



Discover the new approach to a flexible and fast car wash.

**“Who offers the solutions my customers expect from me?”**

---



# WashTec provides the answers for your business.

---

The car wash business has high demands, and no one knows this as well as WashTec. As the inventors of the gantry car wash, we revolutionised the car wash market – and have since led the way for more than 50 years, providing highly efficient washing technology, optimised chemicals and comprehensive services for your business.

## **Our approach is simple:**

In everything we do, we not only focus on achieving the perfect result, we make the people we serve our top priority. Everyone expects to have a clean car after a wash. Results are important, but so is how we get there:



### **We understand your needs.**

We listen carefully to what your customers say they want – and to your requirements as a business.



### **We meet – and exceed – expectations.**

Our solutions are consistently geared towards your wishes and expectations, and they more than meet these.



### **We support your business.**

We provide a car wash experience and finish that impresses your customers and earns their loyalty, giving you repeat business.



### **We improve your cost-efficiency.**

We offer robust, low-maintenance, durable technology and extremely efficient washing chemicals – for maximum profit at minimal cost.










## SoftCare Pro Classic: Advantages for you and your customers.

---

- Easily adaptable to different market requirements and customer demands
- Perfect washing and drying results for satisfied customers
- Functions and processes that are perfectly matched to each other – for faster washing and a higher turnover
- Attractive look thanks to a variety of designs and displays

# “How can I get even more profit from my car wash business?”





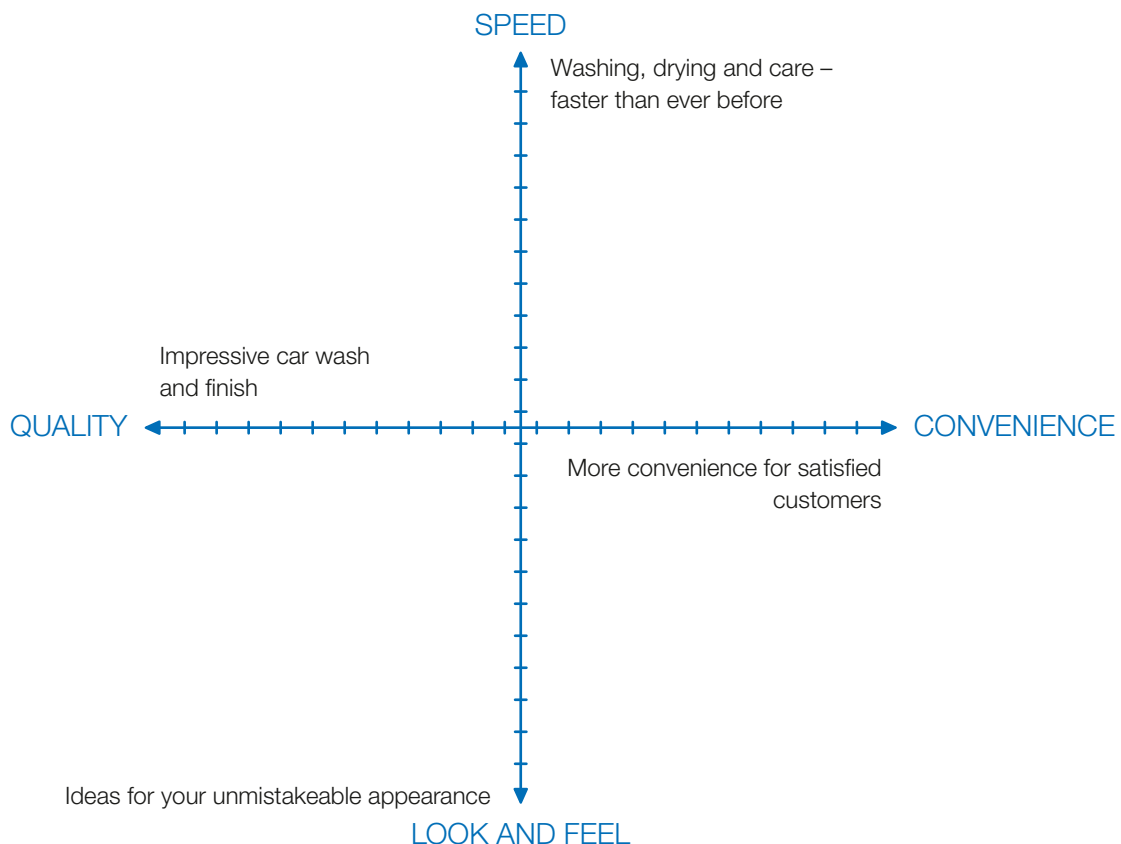
# 4DIMENSIONS for a successful car wash business.

A gantry car wash that provides a thorough clean in less than seven minutes – and is also easy to use and impresses customers with a fantastic car wash experience? Is there such a thing?

Indeed, there is, because we invented it: The SoftCare Pro Classic. Like no other system, the SoftCare Pro Classic meets the high requirements you and your customers have in terms of washing quality and speed, ease of use and design. Four parameters that we at WashTec call the **4DIMENSIONS** of the modern car wash.

The SoftCare Pro Classic gantry car wash combines all these dimensions in one incredible car wash experience for your customers and for your business as well because it makes car washing a lucrative business.

With 4DIMENSIONS, discover the new dimensions of car washing and use the SoftCare Pro Classic to guarantee the greatest customer satisfaction and a successful car wash business.



## **4DIMENSIONS for every requirement.**

The 4DIMENSIONS make tailored solutions for every requirement possible. As a business, you decide which parameters are most important for you and we will guarantee you a solution that is optimally suited to your needs and your customers' wishes.






**“How can I achieve a higher turnover?”**

---

With a car wash finish that exceeds all expectations.

---





A car wash isn't always a car wash. The same goes for cleanliness: some differences aren't spotted until you inspect problematic zones such as the rear and the wheel rims, or until the vehicle's paintwork starts to deteriorate in the long term.

The SoftCare Pro Classic not only meets your customers' expectations, it exceeds them with highly efficient washing chemicals and technical features, providing a car wash finish that is sure to impress whilst selling at higher average prices at the same time.

# Best performance technology for optimal cleaning.

---



## **SofTecs® Pur:**

### **Gentle and safe on paintwork and surfaces.**

Developed from our successful SofTecs® material, SofTecs® Pur is especially gentle and safe on paintwork and surfaces. Thanks to a higher rotational speed and longer contact with the vehicle, SofTecs® Pur achieves an even more effective cleaning with improved results. The brushes are available in a variety of colours and colour combinations.



## **MultiFlex:**

### **Perfect cleaning for hatchbacks.**

Hatchback slopes, rear spoilers and wheel arches are some areas that conventional side washers struggle to reach. Our solution is MultiFlex: this multi-dimensional side washer adapts flexibly to the rear slope of the car and even provides thorough cleaning under the spoiler and around the wheel arches. The result: a more brilliant finish for your customers and more turnover for you.



## **FlexStream:**

### **Chemical application, washing and drying in one.**

FlexStream is a multi-function rotating roof jet that takes care of chemical application, high-pressure washing and drying. Thanks to 360° rotation, it achieves highly effective results.



## **WheelJet:**

### **The solution for brilliant wheels.**

Fancy wheel rim designs pose challenges at the car wash. The WheelJet washer cleans both small and large wheel rims effectively. The diagonal arrangement means it always hits the centre and ensures impressive results even in 21" rims.

# Best performance chemicals for shine and protection.

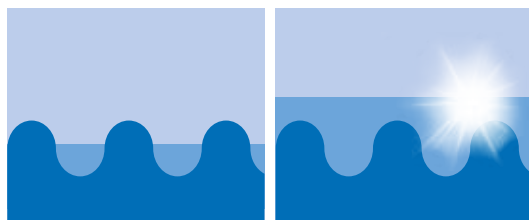
## Targeted application of chemicals: For optimum results in all areas.

The best chemicals only work properly when their application is targeted. In the SoftCare Pro Classic system, the washing chemicals used always reach exactly where they are needed. The contour-tracking spray arm system and rotating FlexStream jet work close to the vehicle to guarantee economical and targeted use of the washing chemicals.




## InsecTecs: The effective solution for stubborn dirt.

A clear view throughout the year means safer driving. The highly concentrated InsecTecs insect remover is especially effective at eliminating stubborn dirt such as insect remains and bird droppings.



## ShineTecs®: Shine and protect with a repair effect.

Offer your customers a brilliant foam polish with a unique 'repair effect'. With a patented Acrylic formula, ShineTecs® leaves a protective layer on the car's paintwork that intensifies with each wash and ensures a continuous shine and finish. ShineTecs® fills in small surface irregularities, while a permanent colour-neutral Acrylic layer is left behind to protect the paintwork.



## RainTecs®: The formula for maximal roll-off effect.

Drivers get twice the benefit from RainTecs® care: the roll-off effect on the windscreen means significantly improved visibility in rain, and RainTecs® also protects the car's paintwork from harsh weather and environmental influences.



## WheelTecs.

WheelTecs, the special cleaning agent for steel rims and light alloy rims, removes dirt and grime such as brake lining abrasions, oil or road dirt quickly and effectively.

## AUWA chemicals: The success formula for your car wash business.

Washing chemicals from AUWA are the optimal complement to WashTec systems. As a full subsidiary of WashTec, AUWA has over 40 years of experience in the car wash business. Like no other provider, AUWA knows the needs of businesses and their customers and consistently gears its products and services towards these.



**“More washes in the  
same amount of time –  
is this possible?”**

---



Innovative wash solutions create more  
throughput and greater revenues.

---



Time is money, even – and especially – in the car wash business. For one, your customers want to clean their cars quickly and, for another, as a business you know that the quicker the wash, the greater your throughput – and your turnover.

The SoftCare Pro Classic gantry car wash offers effective ways to increase your throughput. With extra-speedy express wash programmes, for example, your customers can get a brilliant finish in just a few minutes, making them – and you – happy.



# Washing, drying and caring – faster than ever before:

## SoftCare Pro Classic Race



### SoftCare Pro Classic Race:

#### More throughput, more turnover, faster than ever before.

For those who deal with peak times in their washing business, but do not necessarily have the highest throughput: choose the SoftCare Pro Classic Race for more revenue.

- Consistently geared towards speed as it combines several process steps into one
- Five fast washing programmes with an extremely short duration each
- Express wash in only three and a half minutes
- Short waiting periods increase customer satisfaction



### SoftCare Pro Classic Takt:

#### Wash and dry two vehicles simultaneously.

Whether at peak times or if customers are in a hurry, when cleaning needs to be fast, the SoftCare Pro Classic Takt gantry car wash takes charge. Two gantries in separate zones for washing and drying take care of two vehicles at the same time and achieve a throughput of up to 20 cars per hour.

- The physical division of areas into washing and drying zones enables very high throughput.
- Washing: one roof jet and two side washers provide optimal cleaning along all vehicle contours.
- Drying: no water is used in the drying zone. As a result, the powerful roof and side dryers deliver the best drying possible.





# Car wash systems and care products to boost your revenue.

## SoftCare Juno Classic



### SoftCare Juno Classic:

#### Drive your success with the fastest gantry car wash.

- Incredibly fast washes thanks to an intelligent double gantry concept – guarantees shorter processing times during washing and drying
- Easily combinable with nearly all options and innovations of the SoftCare Pro Classic system range
- Satisfied customers thanks to a fast car wash and excellent washing results
- Maximum utilisation of standard car wash areas: only 9 m of length needed for the entire wash
- Higher chances of increasing revenue thanks to lucrative additional options
- A second roof washer shortens the time needed for washing



#### ShineTecs®: Washing and polishing in no time at all.

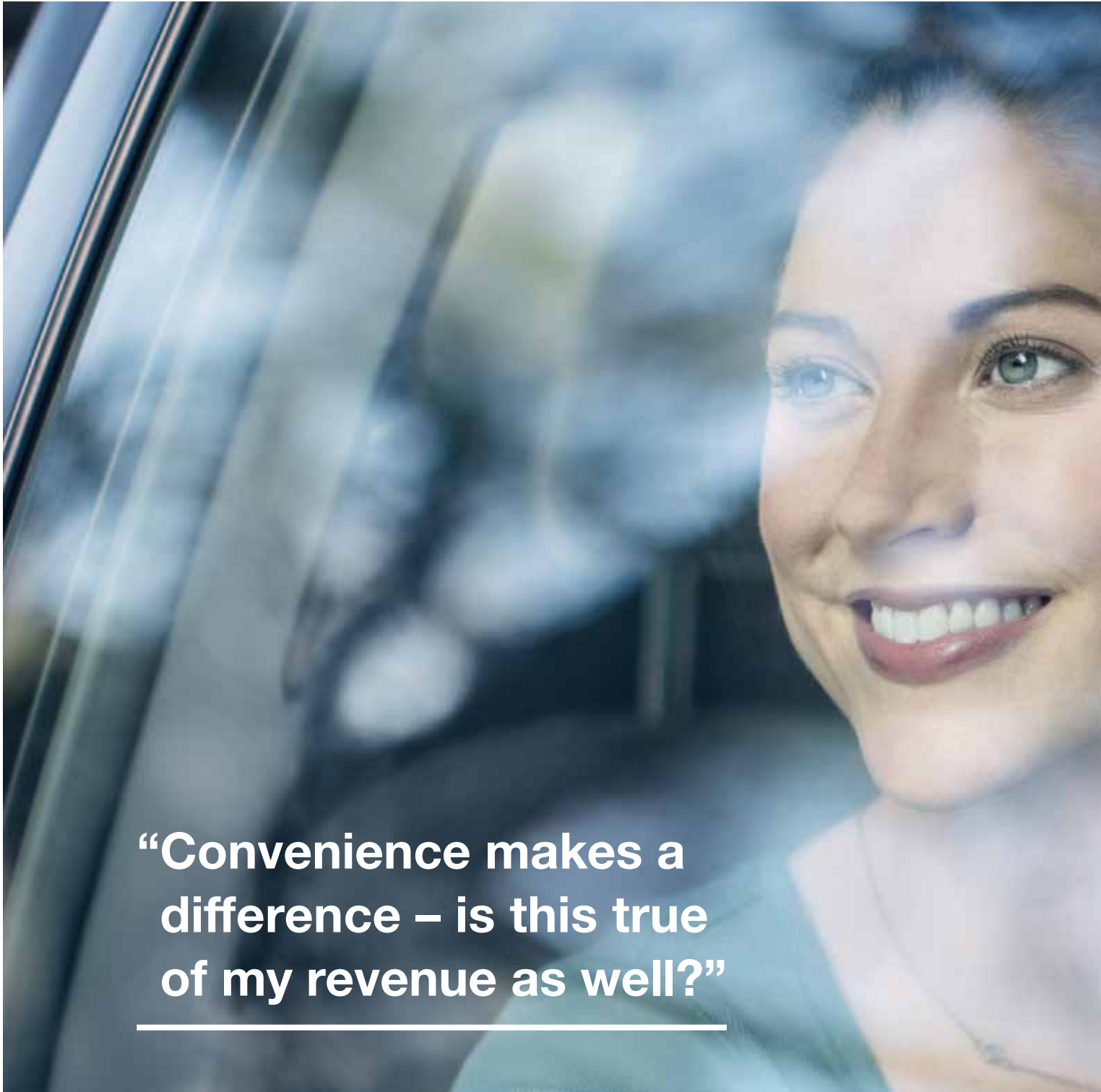
ShineTecs® makes targeted use of the cleaning effect provided by the Acrylonic formula and combines effective deep cleaning with a unique repair effect and long-term protection. The entire car wash process, including cleaning, application of care products and drying takes place in a **sensational record time of just 5½ minutes**.

#### ShineTecs® Express: The turnover boost.

Application of care products, polishing and rinsing in just one pass: with ShineTecs® Express, you can offer your customers a clean and perfect finish in the shortest amount of time.

#### Fly-in: For quicker drying.

The system memorises the contour of the vehicle during washing (known as the memory contour), which speeds up the drying process: the dryer drops towards the car roof more quickly as the vehicle approaches. The result: a faster wash and satisfied customers.



**“Convenience makes a difference – is this true of my revenue as well?”**

---

Smart solutions for easy operation and payment.

---



Car wash customers want to have it as simple and comfortable as possible. They don't want to bother with a complicated handling and a complex payment process. Instead, what they want is Convenience with a capital C combined with a high degree of individuality.

With the SoftCare Pro Classic, you can offer your customers a new dimension of convenience. Starting off with a simple handling and payment with Wash&Pay and going all the way to the Drive-In concept, you can show your customers that you take their requests seriously so that they'll enjoy coming back to you.





## More convenience for happy customers.

---



### **Wash&Pay:**

#### **Wash first, pay later.**

Drive in, get the car cleaned and pay – with Wash&Pay, getting the car washed is just like refuelling. The customer drives directly into a free gantry and can pay conveniently either during or after the car wash process, saving time and eliminating the need to get out and in unnecessarily.



### **Touch operating terminal:**

#### **Convenient programme start.**

The extra-convenient operating terminal: your customers can use the touchscreen for quick and easy selection of their car wash, payment and programme start, and can even do so right from the driver's seat if desired. They can use the selection function to choose for themselves whether they would like to get out of the car before the wash or remain inside.



### **Advanced Chemical System (ACS): Convenient, fast and safe.**

With ACS refilling chemicals is faster, cleaner and safer.

- More convenience: simple, straightforward cartridge replacement
- More quality: optimal dispensing is guaranteed as the system self-calibrates automatically and has a continuous self-monitoring and adjustment function
- More safety: safe handling of chemicals without spillage
- More time: cartridge replacement takes no more than two minutes



### **SoftCare Pro Classic XL 320: Extra wide for an easy drive-in.**

- Perfect for all vehicles from cars to large vans with a height of up to 3.20 m
- Large machine width, elevated side dryers, comprehensive equipment
- Completely adaptable: recognizes vans and offers a mirror programme
- Increased flexibility: simple washing of caravans with an alcove programme



**“Do all car washes have to look the same?”**

---

Design a more appealing car wash experience for your customers.

---





Customers know a special car wash when they see it – by its appealing look and modern design. SoftCare Pro Classic provides a visual experience that continues even during the wash programme – and will surprise both you and your customers.

The great thing about having a modern design is that not only does it look nice, it also pays off for you, too. Experience has shown that customers are willing to pay higher prices for high-quality products and services that look good at the same time.

## Ideas for your unique appearance.

---



### **StarTrack guide rails:**

#### **Attractive markers leading into the car wash gantry.**

The innovative StarTrack guide rails light up to show your customers the way into the gantry. The variable lighting pattern and change of colour based on the process (drive-in, positioning, wash programme start) allow the customer to see immediately when the car is in the correct position, for example. The LED lighting of the guide rails creates a unique lighting ambiance during the car wash process.



# SoftCare Pro Classic designs: Premium at first glance.

There are a number of different design variants, lighting and display elements you can use to design your system. Select one of WashTec's appealing designs, individualise it with highlights from the creative Art Collection or adapt your system in colour and motif to suit your company's brand. Machines can be ordered in almost every RAL colour.

## Perfect dimensions to maximise your business.

Adapt your SoftCare Pro Classic system to suit the height of your car wash area. You can choose from seven heights ranging from 2.25 m to 2.90 m – perfect dimensions for modern vehicles. In addition to the standard washing width, an XL frame width of 2.58 m is also available.



Design: Classic



Design: Basic



Art Collection



Design: Classic



Freestyle



Design: Race

## Individual colour scheme for your system.

Choose from a variety of colours and special colours (upon request).

	RAL 1003 Signal yellow		RAL 5005 Signal blue		RAL 5022 Night blue		RAL 7012 Basalt grey
	RAL 1013 Oyster white		RAL 5012 Light blue		RAL 6018 Yellow green		RAL 9010 Pure white
	RAL 2004 Pure orange		RAL 5013 Cobalt blue		RAL 6029 Mint green		RAL 9018 Papyrus white
	RAL 3020 Traffic red		RAL 5015 Sky blue		RAL 7035 Light grey		
	RAL 5002 Ultramarine blue		RAL 5017 Traffic blue		RAL 7045 Telegrey 1		





# Equipment details and accessories.

## The perfect complement to your car wash business.

Take advantage of all of the possibilities available in the car wash business by offering your customer an extensive range of add-on services. Whether vacuum cleaners, floor mat cleaners, spray equipment or money-changing machines are involved, WashTec has lots of options for you.



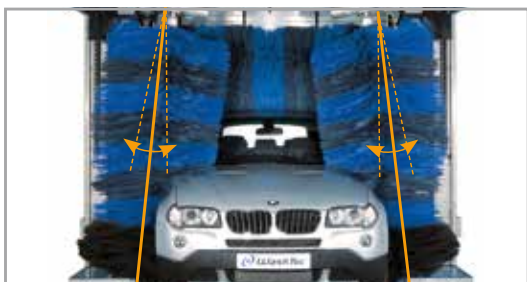
### Optional care for your customers. More revenue for you.

- Use care programmes as an upgrade to secure your customers' loyalty, win over new customers and generate more revenue
- The SoftCare Pro Classic system can be equipped with an optional wax or foam wax system



### High-pressure wash: Clean all around.

- The perfect equipment for every configuration
- Several pressure stages from 16 to 85 bar; rotatable to reach front and rear
- Flat water jets, swivelling water jets and turbo water jets available
- Integrated in the sides of the gantry and in the ceiling dryer to follow the contours of each vehicle



### Flex Control and SofTecs®: Clean all around.

- Large washing brush diameters combined with the Flex Control system as a standard
- Side brushes move closely to the vehicle during every wash
- Adapt automatically to the vehicle's contours



### Pivoted ceiling jets for an improved drying result.

- Ceiling jet optionally pivoted
- Perfect drying results at the front and the rear
- Optionally available with noise reduction



### Extra business with underbody washes.

- Underbody washing is a service in high demand, especially in winter and spring
- Economical operation thanks to segment control for targeted washing of short vehicles
- Ideal service for customers who want their car to retain its value with the best care possible



### Pre-spray equipment: Complete your clean service.

- Optimal finish thanks to perfect pre-washes
- Easy and targeted application by the customer
- Perfect for integration in the 'waiting zone' at the front of the car wash
- Ideal for additional turnover



### Vacuum cleaner.

- Optimal for making use of 'empty space'
- Additional turnover boost
- Opportunity for customer retention strategies, such as inclusion as an upgrade service in promotions



### AquaPur: An efficient and profitable water recovery system.

- The most efficient way to save money and protect the environment
- Virtually 100% of washing water is recovered
- Up to 600 washes per month possible without needing to add more chemicals



# Control and operation made easy.

Car wash customers want a straightforward easy process, especially when it comes to operating your washing system. WashTec offers a number of operating terminals, available with a keypad or touchscreen. Select from various configurations and payment systems, such as those involving wash tickets, transponder cards or payment by credit card.



### Maximum cost efficiency: Control terminal standard.

- Wall-mounted terminal
- Start wash programmes with user-friendly code entry on the keypad
- MultiBox<sup>2</sup>: user-friendly code output for your office



### Intuitive operation: Control terminal with code.

- Attractive terminal mounted on the wall or on a pedestal
- Easy code entry on the keypad
- MultiBox<sup>2</sup>: user-friendly code output for your office
- Individual operating mode with or without cable connection



### Optimal combined solution: Control terminal with code + card.

- Combined solution that suits every situation – single wash using a code with registration
- Your customers can choose between 'Multi' and 'Cash' wash cards in the form of durable transponder cards that never expire
- MultiBox<sup>2</sup>: system-integrated code output and programming of transponder cards for easy, flexible handling





### Elegant solution for extremely easy operation: Control terminal with code + scan.

- Easy system operation with wash tickets and scanner
- Your customers can choose between 'Single', 'Multi' and 'Cash' wash tickets
- MultiBox<sup>2</sup>: user-friendly code output for your office as a printout with a barcode



### Convenient programme start: Interactive touch operation.

- Your customers can use the touchscreen for quick and easy selection of their car wash, payment and programme start
- Easy operation thanks to intuitive graphical user interface
- Innovative system – and a necessity for new concepts like iWash and Drive-In



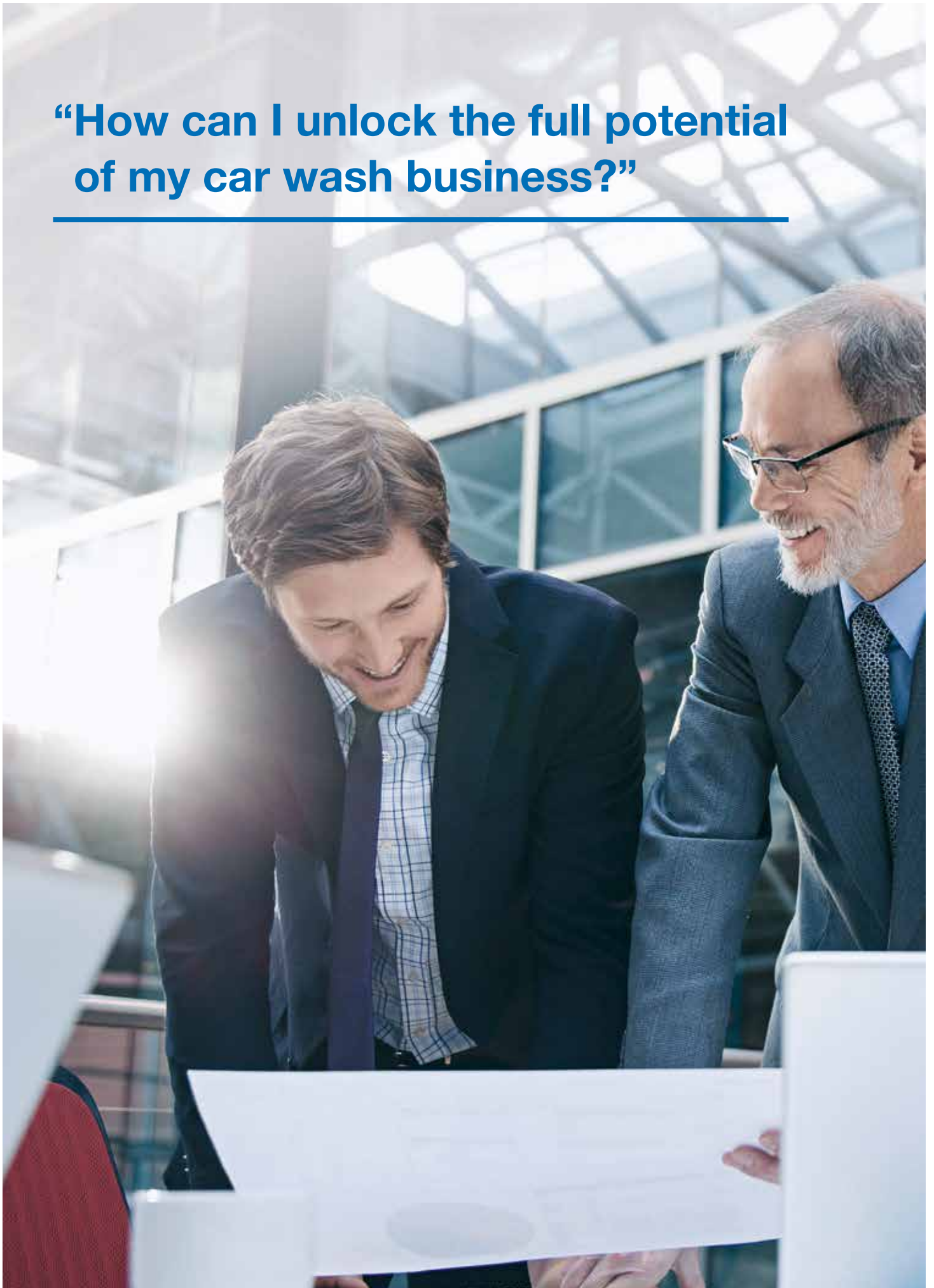
### Internet connection for the perfect overview.

- With WashTec Plus, you are in a great position to get perfect overviews and reporting as a multi-site operator
- Machine counters and ACS fill levels are easy to view and configure online
- Flexible access via smartphone, tablet and/or PC



# “How can I unlock the full potential of my car wash business?”

---





# With WashTec's comprehensive service package.

---

The success of your car wash business is decided long before you're up and running. WashTec supports you through the entire process, from initial planning and financing to running operation.

As a market leader in the car wash business, we know what your successful business depends on and offer a comprehensive range of services from a single source. The SoftCare Pro Classic not only provides an entirely new experience for your customers, but also for you too.

## **Competent planning:** The basis for your successful business

Every car wash site is different, just as each car wash clientele has specific requirements. We help you to choose and configure the right SoftCare Pro Classic gantry car wash for you. If desired, we can also take on site planning and potential analysis, giving you a solid basis for a successful business.

## **WashTec Marketing:** Ideas for optimal success

A successful car wash business also needs powerful marketing. We can provide you with support in this area from day one onwards, from conducting site and target market analyses to developing a marketing concept just for you, supporting you as it is implemented and helping you to monitor its success afterwards. We offer a number of advertising media that can be used to attract new customers and appeal to existing customers.

## **WashTec Financial Services:** Your go-to for finance

WashTec Financial Services is your first contact when it comes to financing your system. Whether you are interested in leasing or a hire-purchase scheme, we can provide individual advice and find the best solution for you with a contract that is precisely tailored to suit your needs. We also help you to draw up a profitability calculation and offer attractive terms and conditions.

## **Maintenance and support:** Service the way you need it

Downtime costs time and money. That's why keeping your car wash in smooth running order is our top priority. Our maintenance concepts are tailored to your individual needs and ensure constant availability of your system. And if you do hit a snag, our service network with experienced employees provides you with perfect support using state-of-the-art commercial vehicles and online management systems.



# Online car wash management: WashTec Plus.

If you operate one or multiple systems on various sites the digital WashTec Plus management system gives you ultimate control over all of your systems at all times and from any location. Use your tablet, smartphone or computer to ensure that all systems are operating smoothly, check turnovers or change the running time for washing

programmes. It is extremely convenient, whether from your office, home or while on the go. Thanks to WashTec Plus, you can avoid downtimes, correct problems immediately and optimise your business from a central point.





**“Can I experience WashTec’s gantry car wash solutions in person?”**

## Visit our showroom in Augsburg.

---

Experience state-of-the-art technology and a variety of gantry car wash designs in detail. In our new WashTec showroom in Augsburg, we are proud to introduce all the highlights to you in person – be it the WashTec MultiFlex, our StarTrack, the express programmes or our different operating and payment terminals.

Simply contact us today and we’ll make an appointment for you at the Augsburg showroom. We look forward to seeing you!

**Email: [sales@washtec-uk.com](mailto:sales@washtec-uk.com)**

**Phone: +44 1371-8788-00**

# Car wash means WashTec all over the world.

---



More than **35,000** installed machines.

WashTec is used in car washes around the world – **and washes 2.75 million vehicles** a day!

Represented in over **70** countries.

More than **1,700 employees** help us shape the future of the car wash business, including over **600 service technicians**.

Over **50** years of leadership in innovation.

We set the standards in the **car wash business** – and actively push the market forward.

Separate washing chemicals from **AUWA**.

**Perfectly tailored** to our systems and the requirements of businesses and their customers.

[www.washtec-uk.com](http://www.washtec-uk.com)



WashTec systems and washing chemicals are VDA-compliant.